


# LCAA Airbag



## Yo Aeromodelers...

This first message is from the park management for those of that come into the park when the main gate is locked or when we close the main gate and lock it as we leave.




First Photo (on LEFT) is **NOT** how the lock needs to be on the gate...It makes it very difficult to use the BRNP lock when the LCAA lock is locked this way.

<----- Incorrect

This 2<sup>nd</sup> photo (on RIGHT) is how the LCAA lock should be done each and every time. **Do not use more than the END link when locking the gate.**

Correct ----->



## Now for the fun stuff


*Picnic, did I hear picnic???? Mark your calendars folks. July 4th is looking like a GREAT weekend to have a picnic and actually get people out of their houses.... Can we count on seeing you? We'll be looking.*

*Our first Field Day of the year is April 10th and we'd like as many able bodies as possible and allowed by law to come help fix up the field and our stuff in preparation for a fantastic summer flying season. Our safety officer will also be providing our annual safety briefing which includes the changes we've made to the safety lines and other rules that keep us safe while enjoying this awesome hobby. Pizza will be provided by PaPa Don's :)*

*We've seen some new faces at the field both young and not so young. Remember the more members we have the more friends we have to hangout with and enjoy the preserve. Let your other friends know and invite them out to visit. You never know what could happen.*

*Before you hit delete.....Remember we fly in the SFRA (You should know what this is) so we need to be extra careful to comply with the flight ceiling of 400 feet.*

# LCAA Airbag



## Yo Aeromodelers...

This first message is from the park management for those of that come into the park when the main gate is locked or when we close the main gate and lock it as we leave.




First Photo (on LEFT) is **NOT** how the lock needs to be on the gate...It makes it very difficult to use the BRNP lock when the LCAA lock is locked this way.

<----- Incorrect

This 2<sup>nd</sup> photo (on RIGHT) is how the LCAA lock should be done each and every time. **Do not use more than the END link when locking the gate.**

Correct ----->



## Now for the fun stuff

*Picnic, did I hear picnic???? Mark your calendars folks. July 4th is looking like a GREAT weekend to have a picnic and actually get people out of their houses.... Can we count on seeing you? We'll be looking.*

*Our first Field Day of the year is April 10th and we'd like as many able bodies as possible and allowed by law to come help fix up the field and our stuff in preparation for a fantastic summer flying season. Our safety officer will also be providing our annual safety briefing which includes the changes we've made to the safety lines and other rules that keep us safe while enjoying this awesome hobby. Pizza will be provided by PaPa Don's :)*

*We've seen some new faces at the field both young and not so young. Remember the more members we have the more friends we have to hangout with and enjoy the preserve. Let your other friends know and invite them out to visit. You never know what could happen.*

*Before you hit delete.....Remember we fly in the SFRA (You should know what this is) so we need to be extra careful to comply with the flight ceiling of 400 feet.*